


Straight Single Clapper Two-Way Inlets

A95

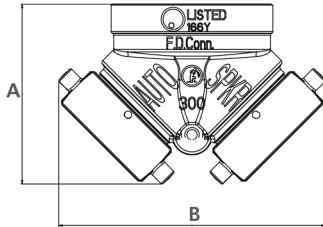


► Exposed auxiliary inlet connection with 500 G.P.M. inlet capacity to supplement fire protection water supply. Exposed design provides an economical method of satisfying Fire Dept. inlet requirements.

Standard equipment:

Cast brass two-way inlet body with single swing clapper and pin or rocker lug hose thread swivel; straight NPT outlet connection.

Branding: "AUTO SPKR"



SPECIFY THREAD

CERTIFICATIONS




CE x 1191 LISTED 166Y

a	b
4"	2-1/2"

	4" x 2-1/2"
A	5-33/64"
B	8-5/64"

90° Single Clapper Two-Way Inlets

A96

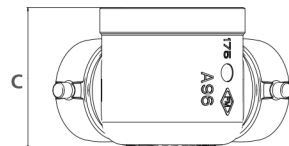
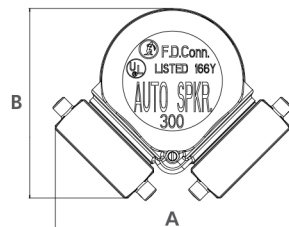


► Exposed auxiliary inlet connection with 500 G.P.M. inlet capacity to supplement fire protection water supply. Exposed design provides an economical method of satisfying Fire Dept. inlet requirements.

Standard equipment:

Cast brass two-way inlet body with single swing clapper and pin or rocker lug hose thread swivel; angle NPT outlet connection.

Branding: "AUTO SPKR"



SPECIFY THREAD

CERTIFICATIONS



CE x 1191 LISTED 166Y

a	b
4"	2-1/2"

	4" x 2-1/2"
A	8-5/64"
B	6-11/16"
C	4-29/32"